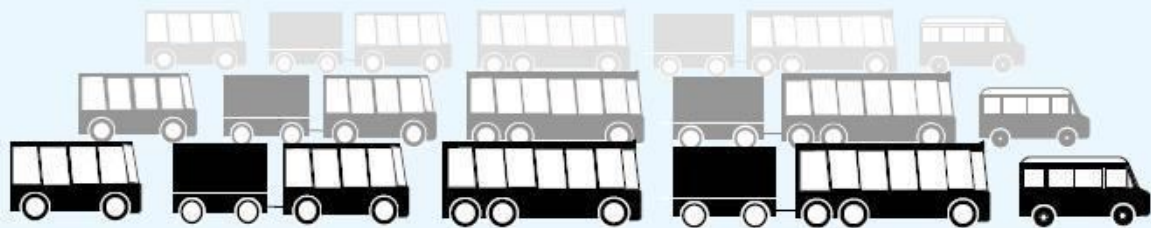


Buses and Coaches

Categories:

D1, D



5028
BUSCOACH1.1 Fifteen passengers on your vehicle would increase the weight by about:

<input type="checkbox"/>	0.5 tonne
<input checked="" type="checkbox"/>	1 tonne
<input type="checkbox"/>	2.5 tonnes
<input type="checkbox"/>	3 tonnes

VEHICLE WEIGHTS
AND DIMENSIONS

MARK 1 ANSWER:

5029
BUSCOACH1.2 As a guide, how many passengers equal the weight of about one tonne?

<input type="checkbox"/>	30
<input type="checkbox"/>	25
<input checked="" type="checkbox"/>	15
<input type="checkbox"/>	20

VEHICLE WEIGHTS
AND DIMENSIONS

MARK 1 ANSWER:

5030
BUSCOACH3.1 As you are driving along your brake air pressure warning light comes on. You should:

<input type="checkbox"/>	Report the fault on return to your depot
<input type="checkbox"/>	Drain air tanks and continue normally
<input checked="" type="checkbox"/>	Stop and seek help without delay
<input type="checkbox"/>	Boost the pressure through added acceleration

BRAKING SYSTEMS

MARK 1 ANSWER:

5031
BUSCOACH3.2 Brake fade happens when the brakes get too:

<input checked="" type="checkbox"/>	Hot
<input type="checkbox"/>	Cold
<input type="checkbox"/>	Dry
<input type="checkbox"/>	Wet

BRAKING SYSTEMS

MARK 1 ANSWER:

5032
BUSCOACH3.3 Which THREE of the following are advantages of progressive braking when driving a bus?

<input checked="" type="checkbox"/>	Passenger safety and comfort
<input type="checkbox"/>	Increased air brake pressure
<input checked="" type="checkbox"/>	Reduction of fuel consumption
<input checked="" type="checkbox"/>	Reduced tyre wear
<input type="checkbox"/>	Avoidance of 'brake fade'

BRAKING SYSTEMS

MARK 3 ANSWERS:

5033
BUSCOACH3.4 To prevent brake fade you should:

<input checked="" type="checkbox"/>	Use the endurance brake (retarder)
<input type="checkbox"/>	Apply the parking brake
<input checked="" type="checkbox"/>	Select a lower gear
<input type="checkbox"/>	Repeatedly pump the brake pedal
<input type="checkbox"/>	Select neutral for a short distance

BRAKING SYSTEMS

MARK 2 ANSWERS:

5034
BUSCOACH5.1 As a bus driver your first consideration is to your:

<input type="checkbox"/>	Workmates
<input checked="" type="checkbox"/>	Passengers
<input type="checkbox"/>	Employer
<input type="checkbox"/>	Timetable

CARRYING
PASSENGERS

MARK 1 ANSWER:

5035 As a bus driver your main
BUSCOACH5.2 responsibility is:

CARRYING
PASSENGERS

MARK 1 ANSWER:

- The safety and comfort of your passengers
- The issuing of tickets
- The collecting of fares
- Keeping to a strict timetable

5036 As a bus driver you should show
BUSCOACH5.3 care to your passengers. You can
do this by:

CARRYING
PASSENGERS

MARK 2 ANSWERS:

- Giving them time to get seated
- Stopping close to the kerb
- Not speaking when taking fares
- Reaching destination earlier than expected

5037 What is the MAIN reason for
BUSCOACH5.4 maintaining a smooth acceleration
when driving your bus?

CARRYING
PASSENGERS

MARK 1 ANSWER:

- To improve fuel consumption
- To reduce wear on the engine
- To reduce wear on the tyres
- To improve passenger comfort

5038 When driving a bus what are your
BUSCOACH5.5 main priorities?

CARRYING
PASSENGERS

MARK 2 ANSWERS:

- The comfort of your passengers
- The safety of your passengers
- Making sure passengers take their luggage
- Greeting all passengers with a smile
- Keeping strictly to your timetable

5039 For the comfort of your passengers
BUSCOACH5.6 harsh braking should be avoided.
You should therefore:

CARRYING
PASSENGERS

MARK 1 ANSWER:

- Use the parking brake just before stopping to avoid throwing passengers forward
- Use the gears to slow down
- Pump the brakes when approaching a bus stop and hazards
- Plan ahead and take early action on all stops and hazards

5040 If a bus driver brakes harshly the
BUSCOACH5.7 passengers may be thrown towards

CARRYING
PASSENGERS

MARK 1 ANSWER:

- The front of the bus
- The offside
- The nearside
- The rear of the bus

5041 How can you avoid harsh braking?
BUSCOACH5.8

CARRYING
PASSENGERS

MARK 1 ANSWER:

- Pump the brake pedal several times
- Plan ahead and take early action
- Gently apply the parking brake
- Slow down by using your gears only

5042 Well ahead of you are traffic lights Slow down to avoid the need to stop suddenly
BUSCOACH5.9 on green. What should you do in Accelerate but warn your passengers you may have to stop
case the lights change to red? Accelerate to make sure you can cross before they change
 Carry on at a constant speed but be ready to sound your horn

CARRYING PASSENGERS

MARK 1 ANSWER:

5043 For passenger safety and comfort Think well ahead
BUSCOACH5.1 you should always: Brake smoothly
0 Stop close to the kerb
 Drive with the door open
 Give change on the move
 Brake hard on a bend

CARRYING PASSENGERS

MARK 3 ANSWERS:

5044 Before moving off from a standstill Refuse to pay
BUSCOACH5.1 a bus driver should be especially Ask you questions
1 aware of passengers who attempt Smoke
to: Get on
 Get off
 Change seats

CARRYING PASSENGERS

MARK 2 ANSWERS:

5045 A passenger with special needs is Do nothing you cannot leave your seat
BUSCOACH5.1 boarding your bus and he tells you Leave your cab and help him
2 that getting on board is not a Ask a passenger to help him
problem for him. You should: Let him board without help

CARRYING PASSENGERS

MARK 1 ANSWER:

5046 While driving a bus carrying It will help you see your controls
BUSCOACH5.1 passengers at night you should It will help passengers to see outside
3 always put the interior lights on It will help you see the road ahead
because: It will help passengers to move around

CARRYING PASSENGERS

MARK 1 ANSWER:

5047 As you move off watch out in Avoid paying the correct fare
BUSCOACH5.1 particular for any passengers who Stand in the upper saloon
4 attempt to: Smoke in the lower saloon
 Board the bus

CARRYING PASSENGERS

MARK 1 ANSWER:

5048 BUSCOACH5.1
5

When you pull away from a bus stop watch out in particular for passengers who attempt to:

Use an expired travel pass
Smoke in the lower saloon
Avoid paying the correct fare
✓ Alight from the bus

CARRYING PASSENGERS

MARK 1 ANSWER:

5049 BUSCOACH5.1
6

If a passenger finds walking difficult what could you do to help?

Suggest he stands near the door
Make sure he has a window seat
Drive quickly so that the passenger will not be on for long
✓ Wait until the passenger is sitting down before moving away

CARRYING PASSENGERS

MARK 1 ANSWER:

5050 BUSCOACH5.1
7

A bus driver MUST not drive whilst:

✓ Giving change
✓ The doors are open
Luggage is being carried
Passengers are standing
✓ Issuing tickets
Wearing sunglasses

CARRYING PASSENGERS

MARK 3 ANSWERS:

5051 BUSCOACH6.1

Entrance to roundabouts are slippery when wet. You should always:

Sound your horn
✓ Brake in good time
Use the handbrake
Brake late

THE ROAD

MARK 1 ANSWER:

5052 BUSCOACH6.2

What should you do every time before pulling into or moving out from a bus stop?

Stop before the zigzag lines
✓ Carry out the MSM (Mirrors-Signal-Manoeuvre) routine and proceed with extreme caution.
Sound my horn as many times as necessary so other vehicles can get out of my way.
Drive as carefully as I can depending on how heavy the traffic is.
Tell my passengers to hold on tight so they do not fall of their seats.

THE ROAD

MARK 1 ANSWER:

5053 BUSCOACH6.3

You are driving in heavy rain. Your steering suddenly feels light. What should you do?

Brake hard
Steer to the centre line
✓ Ease off the accellerator
Increase speed

THE ROAD

MARK 1 ANSWER:

5054 BUSCOACH7.1

If your bus and other vehicles have been involved in an accident what should you do?

Drive on for help
Turn vehicles the right way up
✓ Switch off the fuel supply
Switch off their headlights
Drive to the nearest police station
✓ Stop at the scene of the accident

ACCIDENT HANDLING

MARK 2 ANSWERS:

5055 BUSCOACH8.1 What does this warning light on the instrument panel mean?

VEHICLE
CONDITION

MARK 1 ANSWER:



Low oil pressure

Battery discharge

Braking system fault

Door open

5056 BUSCOACH9.1 As a bus driver your main aim is to:

LEAVING THE
VEHICLE

MARK 1 ANSWER:

Make sure that you are on schedule

Be of service to your colleagues

Keep passengers safe

Keep an accurate account of your ticket sales

5057 BUSCOACH9.2 You are a bus driver. You are at a bus stop issuing tickets. You should:

LEAVING THE
VEHICLE

MARK 1 ANSWER:

Engage gear without signalling

Signal only before moving off

Engage gear and signal

Engage neutral gear and signal that you are moving off

5058 BUSCOACH9.3 Your nearside mirror is there for you to check:

LEAVING THE
VEHICLE

MARK 1 ANSWER:

If the driver's door is closed

If vehicles are overtaking from the left

If passengers are sitting down

If vehicles are about to park ahead

5059 BUSCOACH9.4 When you intend to open your right-hand door you should check:

LEAVING THE
VEHICLE

MARK 1 ANSWER:

The mirror

All other doors are closed

The air pressure

That no passengers are onboard

5060 BUSCOACH9.5 Where should you pull up when stopping to collect passengers from a bus stop?

LEAVING THE
VEHICLE

MARK 1 ANSWER:

Close to the kerb

Before the bus stop

After the bus stop

Away from the kerb

5061 BUSCOACH9.6 You should stop your bus, to allow passengers to get on or off, near:

LEAVING THE
VEHICLE

MARK 1 ANSWER:

Parked cars

Guard rails

Soft grass

The kerb

5062
BUSCOACH9.7

Several cars have parked blocking your bus stop. Before you allow passengers to get off you should:

LEAVING THE VEHICLE

MARK 1 ANSWER:

Check it is clear of traffic on the right

Try and find the car owners

Move on to the next bus stop

✓ Check that the left side is clear of traffic

5063
BUSCOACH9.8

What should you do before allowing passengers off your bus?

LEAVING THE VEHICLE

MARK 1 ANSWER:

Ask if they have luggage to collect

Activate an audible warning system

Collect their used tickets

✓ Check mirrors before opening doors

5064
BUSCOACH9.9

If some passengers may be in a hurry to get off the bus as you approach a bus stop. What should you do to avoid any danger?

LEAVING THE VEHICLE

MARK 1 ANSWER:

Let passengers on the bus before letting passengers off

Pull up just before the stop and let passengers get off

Insist that passengers stay seated until the bus stops

✓ Not open the passengers doors until the bus stops

5065
BUSCOACH11.1

What should you first check before moving to the LEFT?

RESTRICTED VIEW

MARK 1 ANSWER:

✓ The nearside (left) mirror

The offside (right) mirror

Behind, over your left shoulder

Behind, over your right shoulder

5066
BUSCOACH13.1

Which of the following vehicles are MOST likely to cause severe damage to the road surfaces?

ENVIRONMENTAL ISSUES

MARK 2 ANSWERS:

✓ Lorries

✓ Buses

Cars

Motorcycles

Bicycles

5067
BUSCOACH13.2

You are waiting for some time in a stationary traffic queue. Why should you switch your engine off?

ENVIRONMENTAL ISSUES

MARK 3 ANSWERS:

✓ To reduce exhaust fumes

✓ To prevent local annoyance

To reduce television interference

To save on vehicle air pressure

✓ To reduce noise levels

5068
BUSCOACH1.3

If you are about to overtake a motorcyclist and he looks over his right shoulder. It is most likely that:

VEHICLE WEIGHTS AND DIMENSIONS

MARK 1 ANSWER:

✓ The rider intends moving to the right

The rear tyre is flat

The drive chain is slack

Something has fallen from the machine.

5069 BUSCOACH1.4 You are driving behind a moped and you want to turn left at a junction just ahead. You should:

✓ Stay behind until the moped has passed the junction
Sound your horn as a warning and pull in front of the moped
Pull alongside the moped and stay level until just before the junction
Overtake the moped before the junction

VEHICLE WEIGHTS AND DIMENSIONS

MARK 1 ANSWER:

5070 BUSCOACH1.5 Another vehicle has overtaken you and has pulled in too close in front. You should:

✓ Slow down
Flash your headlights
Overtake the vehicle
Drive on close behind

VEHICLE WEIGHTS AND DIMENSIONS

MARK 1 ANSWER:

5071 BUSCOACH1.6 A large vehicle is most stable when driven in a straight line under:

Harsh braking
Gentle braking
✓ Gentle acceleration
Harsh acceleration

VEHICLE WEIGHTS AND DIMENSIONS

MARK 1 ANSWER:

5072 BUSCOACH1.7 You should be careful NOT to allow your vehicle to spill diesel fuel onto the road. It can be a serious risk ESPECIALLY to:

✓ Motorcycles
Fire engines
Towed vehicles
Empty Bowsers

VEHICLE WEIGHTS AND DIMENSIONS

MARK 1 ANSWER:

5073 BUSCOACH1.8 You are driving a vehicle with excessive exhaust smoke. Which TWO of the following is correct?

✓ You are breaking the law
You could cause the brakes to fade
You risk reducing your vision ahead
✓ You risk being reported.

VEHICLE WEIGHTS AND DIMENSIONS

MARK 2 ANSWERS:

5074 BUSCOACH1.9 You are following a scooter. The rider has left it too late to avoid potholes in the road. You should be aware that the rider may suddenly:

Turn left
✓ Slow down
Overtake
Accelerate

VEHICLE WEIGHTS AND DIMENSIONS

MARK 1 ANSWER:

5075 BUSCOACH3.5 Brake fade' is a loss of brake effectiveness caused by their continuous use. This may happen when driving:

On a long uphill gradient
✓ On a long downhill gradient
On the approach to hazards
On a long journey

BRAKING SYSTEMS

MARK 1 ANSWER:

5076 BUSCOACH3.6 The main cause of brake fade is:

✓ The brakes overheating
The brakes out of adjustment
Oil on the brake lining
Moisture in the air tanks

BRAKING SYSTEMS

MARK 1 ANSWER:

5077 You are behind a large vehicle.
BUSCOACH3.7 How can you improve your view
 ahead?

BRAKING SYSTEMS

MARK 1 ANSWER:

- ✓ Stay further back
 - Overtake as soon as you can
 - Move over to the left
 - Move over to the right
-

5078 You should overtake at night only
BUSCOACH3.8 when:

BRAKING SYSTEMS

MARK 2 ANSWERS:

- ✓ You can do so without cutting in
 - ✓ You can see well ahead
 - The road is well lit
 - You are outside built-up areas
 - There is an overtaking lane
-

5079 After driving through a flood you
BUSCOACH3.9 should:

BRAKING SYSTEMS

MARK 1 ANSWER:

- Pump the footbrake when approaching hazards
 - ✓ Drive in low gear with the footbrake lightly applied
 - Avoid braking until the brakes are dried out
 - Carry out an emergency stop
-

5080 Coasting downhill could seriously
BUSCOACH3.1 affect the correct working of what?
0

BRAKING SYSTEMS

MARK 1 ANSWER:

- ✓ Air brakes
 - Electrical systems
 - Tachograph
 - Cooling system
-

5081 Your vehicle has power-assisted
BUSCOACH3.1 steering. Its main purpose is to:
1

BRAKING SYSTEMS

MARK 1 ANSWER:

- Assist road holding
 - Assist with braking
 - ✓ Reduce driver effort
 - Reduce tyre wear
-

5082 Many vehicles are fitted with
BUSCOACH3.1 power-assisted steering. You need
2 to be aware that this:

BRAKING SYSTEMS

MARK 3 ANSWERS:

- ✓ Senses when you start to turn the wheel
 - ✓ Makes the steering seem light
 - Only works at high speeds
 - ✓ Makes it easier for you to steer
 - Prevents you from over steering
 - Causes less tyre wear
-

5083 On a vehicle with automatic
BUSCOACH3.1 transmission you would use
3 'kickdown' to:

BRAKING SYSTEMS

MARK 1 ANSWER:

- ✓ Give quicker acceleration
 - Go down a steep hill
 - Stop more smoothly
 - Apply the emergency brakes
-

5084
BUSCOACH4.1 What should you do if you are driving in busy traffic and you lose your way?

THE DRIVER

MARK 1 ANSWER:

Check a map as you keep moving with the traffic
Shout to other drivers to ask them the way
✓ Drive on until you find a safe place to stop
Stop at traffic lights and ask pedestrians

5085
BUSCOACH4.2 Your nearside mirror is most likely to endanger pedestrians when:

THE DRIVER

MARK 1 ANSWER:

Passing a traffic sign
Braking hard on a bend
✓ Driving close to the kerb
Using a crawler lane

5086
BUSCOACH4.3 You should use the 'two-second rule':

THE DRIVER

MARK 1 ANSWER:

When emerging on wet roads
✓ To keep a safe distance from the vehicle in front
Before using the 'Mirror - Signal - Manoeuvre' routine
Before restarting the engine after it has stalled

5087
BUSCOACH4.4 Before starting your engine your seat should be adjusted for:

THE DRIVER

MARK 3 ANSWERS:

✓ Distance from the controls
✓ Back support
Leaving the cab
Air ventilation
✓ Height
Seat belt tension

5088
BUSCOACH4.5 A properly adjusted head restraint will:

THE DRIVER

MARK 1 ANSWER:

Help you to maintain your driving position
✓ Help you to avoid neck injury
Help you to relax
Make you more comfortable

5089
BUSCOACH4.6 What could reduce the risk of neck injury in a collision?

THE DRIVER

MARK 1 ANSWER:

A collapsible steering wheel
Anti-lock brakes
An air-sprung seat
✓ A properly adjusted head restraint

5090
BUSCOACH4.7 You may remove your seat belt when carrying out a manoeuvre that involves:

THE DRIVER

MARK 1 ANSWER:

✓ Reversing
Driving slowly
An emergency stop
A hill start

5091
BUSCOACH4.8
THE DRIVER
MARK 1 ANSWER:

You are driving along this road. The red van cuts in close in front of you. What should you do?



Flash your headlights several times

Drop back to leave the correct separation distance

Give a long blast on the horn

Accelerate to get closer to the red van

5092
BUSCOACH4.9
THE DRIVER
MARK 2 ANSWERS:

While driving you approach a large puddle that is close to the left-hand kerb. Pedestrians are close to the water. You should:

Try to avoid splashing the pedestrians

Wave at the pedestrians to keep back

Slow down before the puddle

Brake suddenly and sound your horn

Ignore the puddle

5093
BUSCOACH4.1
0
THE DRIVER
MARK 1 ANSWER:

What should you do if a long heavily laden lorry is taking a long time to overtake you?

Change direction

Slow down

Hold your speed

Speed up

5094
BUSCOACH4.1
1
THE DRIVER
MARK 1 ANSWER:

You are driving a slow-moving vehicle on a narrow road. If a car wishes to overtake you should:

Stop immediately and wave them on

Put your hazard warning lights on

Take no action

Pull in safely as soon as you can do so

5095
BUSCOACH4.1
2
THE DRIVER
MARK 1 ANSWER:

You are driving a slow-moving vehicle on a narrow winding road. In order to let other vehicles overtake you should:

Keep left and hold your speed

Pull in when you can

Show a left turn signal

Wave to them to pass

5096
BUSCOACH4.1
3
THE DRIVER
MARK 1 ANSWER:

What should you use your horn for?

To alert others to your presence

To signal your annoyance

To greet other road users

To allow you right of way

5097
BUSCOACH4.1
4
THE DRIVER
MARK 2 ANSWERS:

You are following a car driven by a learner driver. You cannot overtake it. You should:

Be ready for mistakes made by the driver

Drive along the centre line of the road

Be patient and stay well behind

Switch your hazard lights on and stay well behind

Flash your lights so that the driver sees you

5098 Large vehicles have many blind spots. What does 'blind spot' mean?

BUSCOACH4.1 5

THE DRIVER

MARK 1 ANSWER:

An area of road that is not lit by your headlights

An area of road covered by your left hand mirror

✓ An area of road that cannot be seen in your mirrors

An area of road covered by your right hand mirror

5099 You are driving a vehicle fitted with a hand-held telephone. To answer it you should

BUSCOACH4.1 6

THE DRIVER

MARK 1 ANSWER:

✓ Find a safe place to stop

Be very careful when dealing with junctions

Steer your vehicle with one hand

Reduce your speed to less than 30 kph

5100 You have a mobile telephone fitted in your vehicle. It should only be used when you are:

BUSCOACH4.1 7

THE DRIVER

MARK 1 ANSWER:

✓ Stopped in a safe place

In light traffic

On a motorway

Traveling slowly

5101 A pelican crossing that crosses the road in a STRAIGHT line and has a central island must be treated as:

BUSCOACH4.1 8

THE DRIVER

MARK 1 ANSWER:

Two crossings during darkness

Two separate crossings

One crossing in daylight only

✓ One complete crossing

5102 At a zebra crossing you should:

BUSCOACH4.1 9

THE DRIVER

MARK 1 ANSWER:

Wave pedestrians to cross if you intend to wait for them

Park only on a zigzag lines on the left

✓ Always leave it clear in traffic queues

Rev your engine to encourage pedestrians to cross quickly

5103 In fast traffic a two-second gap may be enough only when conditions are:

BUSCOACH4.2 0

THE DRIVER

MARK 1 ANSWER:

✓ Dry

Foggy

Damp

Wet

5104 Following a large goods lorry too closely is dangerous because:

BUSCOACH4.2 1

THE DRIVER

MARK 1 ANSWER:

✓ Your field of vision is seriously reduced

Your brakes need a constant cooling effect

Your engine will overheat

Slipstreaming will reduce wind effect

5105 You are following a car on a wet
BUSCOACH4.2 road. What should your following
2 distance be.

Three seconds
Two seconds
One second
✓ Four seconds

THE DRIVER

MARK 1 ANSWER:

5106 A coach is overtaking you. When it
BUSCOACH4.2 is safe for the coach to move back
3 to the left you should:

✓ Reduce speed and leave a safety distance
Do nothing and let the driver decide
Flash your headlights once or twice
Switch your sidelights on and off

THE DRIVER

MARK 1 ANSWER:

5107 What should you do when being
BUSCOACH4.2 followed by an ambulance showing
4 a flashing blue beacon?

✓ Pull over as soon as safely possible to let it pass
Brake harshly and immediately stop in the road
Ignore it but let it pass if it forces its way
Accelerate hard to get away from it

THE DRIVER

MARK 1 ANSWER:

5108 A bus has stopped at a bus stop
BUSCOACH4.2 ahead of you and its right-hand
5 indicator is flashing. You should:

Slow down and then sound your horn
✓ Slow down and give way if it is safe to do so
Sound your horn and keep going
Flash your headlights and slow down

THE DRIVER

MARK 1 ANSWER:

5109 You stop for pedestrians waiting to
BUSCOACH4.2 cross at a zebra crossing. They do
6 not start to cross. What should you
do?

✓ Be patient and wait
Wave them to cross
Drive on
Sound your horn

THE DRIVER

MARK 1 ANSWER:

5110 You should beckon pedestrians to
BUSCOACH4.2 cross the road at:
7

School crossings
✓ No time
Junctions
Pedestrians crossing

THE DRIVER

MARK 1 ANSWER:

5111 You should never wave people
BUSCOACH4.2 across at zebra crossings because:
8

✓ There may be another vehicle coming
They may not be ready to cross
It is safer for you to carry on
They may not be looking

THE DRIVER

MARK 1 ANSWER:

5112
BUSCOACH4.2
9

You are driving close to the kerb in a busy shopping area. What dangers should you be most aware of?

THE DRIVER

MARK 3 ANSWERS:

The amount of fuel being used when driving slowly
Traffic lights suddenly changing to green
✓ Cyclists moving up the left side of your vehicle
✓ The nearside mirror striking the pedestrians
✓ Pedestrians stepping off the edge of the pavement

5113
BUSCOACH4.3
0

You have stopped for an elderly pedestrian who is slowly crossing the road. Traffic behind you is being held up. What should you do?

THE DRIVER

MARK 1 ANSWER:

Get out of your vehicle and wave him across
✓ Remain where you are and allow him to cross in his own time
Steer slowly around him to ease the build up of traffic
Edge slowly forward and make him hurry

5114
BUSCOACH4.3
1

Where should you NOT park your vehicle or trailer:

THE DRIVER

MARK 3 ANSWERS:

At an overnight service area
✓ Opposite a traffic island
In a factory yard
✓ In front of an entrance to a property
✓ Near the brow of a hill

5115
BUSCOACH4.3
2

Mirrors fitted to your vehicle MUST be:

THE DRIVER

MARK 2 ANSWERS:

✓ Properly adjusted
✓ Clean
Concave
Tinted
Convex

5116
BUSCOACH4.3
3

You are driving a slow moving vehicle along a narrow road. You should let other vehicles overtake by:

THE DRIVER

MARK 1 ANSWER:

Giving a left turn signal
Waving them past
Maintaining a steady speed
✓ Pulling in when you can

5117
BUSCOACH4.3
4

As you drive past a group of school children standing close to the kerb you should:

THE DRIVER

MARK 1 ANSWER:

Switch on your hazard lights
Switch on your headlights
Check your offside mirror
✓ Check your nearside mirror

5118
BUSCOACH4.3
5

You are driving at a legal speed limit. A vehicle comes up quickly behind flashing its headlights. You should:

THE DRIVER

MARK 1 ANSWER:

Maintain your speed and prevent the vehicle from overtaking
Touch the brake pedal sharply to show your brake lights
Accelerate to maintain a gap behind you
✓ Allow the vehicle to overtake

5119 A vehicle pulls out in front of you at a junction. What should you do?
BUSCOACH4.3
6

Accelerate past it immediately
Flash your headlights and drive up close behind
Swerve past it and sound your horn
✓ Slow down and be ready to stop

THE DRIVER

MARK 1 ANSWER:

5120 Your mobile phone rings while you are driving. You should:
BUSCOACH4.3
7

Pull up at the nearest kerb
Answer it immediately
✓ Pull up in a suitable place
Stop immediately

THE DRIVER

MARK 1 ANSWER:

5121 You are most likely to lose concentration when driving if you:
BUSCOACH4.3
8

✓ Use a mobile phone
Look at the side mirrors
Switch on the heated rear windows
Switch on the windscreen wipers

THE DRIVER

MARK 1 ANSWER:

5122 You should ONLY use a mobile/cellular phone when:
BUSCOACH4.3
9

Driving an automatic vehicle
Driving at less than 30 kph
Receiving a call
✓ Suitably parked

THE DRIVER

MARK 1 ANSWER:

5123 Which THREE result from drinking alcohol and driving?
BUSCOACH4.4
0

✓ A false sense of confidence
✓ Less control
Greater awareness of danger
✓ Poor judgment of speed
Faster reactions

THE DRIVER

MARK 3 ANSWERS:

5124 Which THREE of these are likely effects of drinking alcohol on driving?
BUSCOACH4.4
1

✓ Increased confidence
✓ Reduced coordination
✓ Poor judgment
Colour blindness
Faster reactions
Increased concentration

THE DRIVER

MARK 3 ANSWERS:

5125 Drinking any amount of alcohol is likely to:
BUSCOACH4.4
2

✓ Give a false sense of confidence
Increase your awareness of danger
✓ Worsen your judgment of speed
Increase the speed of your reactions
✓ Reduce your ability to react to hazards

THE DRIVER

MARK 3 ANSWERS:

5126
BUSCOACH4.4
3 What else can seriously affect your concentration when driving, other than alcoholic drinks?

THE DRIVER

MARK 3 ANSWERS:

- Loud music
- Tiredness
- Contact lenses
- Tinted windows
- Drugs

5127
BUSCOACH4.4
4 How does alcohol affect your driving?

THE DRIVER

MARK 1 ANSWER:

- It improves your coordination
- It increases your awareness
- It speeds up your reactions
- It reduces your concentration

5128
BUSCOACH4.4
5 Your doctor has given you a course of medicine. Why should you ask if it is OK to drive?

THE DRIVER

MARK 1 ANSWER:

- The medicine you take may affect your hearing
- You will have to let your insurance company know about the medicine
- Some types of medicine can cause your reactions to slow down
- Drugs make you a better driver by quickening your reactions

5129
BUSCOACH4.4
6 You are about to drive home. You feel very tired and have a severe headache. You should

THE DRIVER

MARK 1 ANSWER:

- Wait until you are fit and well before driving
- Wait for a short time then drive home slowly
- Drive home if you can stay awake for the journey
- Drive home but take a tablet for headaches

5130
BUSCOACH6.4
THE ROAD You are waiting at a T-junction. A vehicle is coming from the right with the left signal flashing. What should you do?

MARK 1 ANSWER:

- Move out slowly
- Wait until the vehicle starts to turn in
- Pull out before the vehicle reaches the junction
- Move out and accelerate hard

5131
BUSCOACH6.5
THE ROAD You are about to pass this car. What are the TWO main hazards you should be aware of?

MARK 2 ANSWERS:



- The narrow pavement on the right
- The parked car may move off with no warning
- The driver's side door may suddenly open
- Bright sunshine reflecting of the car windscreen

5132
BUSCOACH6.6
THE ROAD Before braking in wet conditions you should make sure as far as possible that:

THE ROAD

MARK 1 ANSWER:

- There is no mist on your rear view mirrors
- All spray suppression equipment is working
- The gear lever is in neutral
- Your vehicle is traveling in a straight line

5133
BUSCOACH6.7

When driving on which TWO occasions would you be most likely to experience weight transfers?

THE ROAD

MARK 2 ANSWERS:

Loading
✓ Cornering
Unloading
Overtaking
✓ Braking
Reversing

5134
BUSCOACH6.8

When driving a laden vehicle downhill the effect of gravity will tend to:

THE ROAD

MARK 3 ANSWERS:

Reduce stopping distances
✓ Increase stopping distances
✓ Require more braking effort
Require less braking effort
✓ Make the vehicle's speed increase
Make the vehicle use more fuel

5135
BUSCOACH6.9

Which of these vehicles is most at risk from strong crosswinds on motorways?

THE ROAD

MARK 1 ANSWER:

✓ A motorcycle
A road bowser
A sports car
An unladen lorry

5136
BUSCOACH6.1
0

You are driving a large vehicle in gusty conditions. Which of the following is most likely to be affected when you overtake it?

THE ROAD

MARK 1 ANSWER:

✓ A motorcycle
A loaded bowser
A car
A flat-bed lorry

5137
BUSCOACH6.1
1

Which road users are in the most danger from the buffering effects of large vehicles?

THE ROAD

MARK 3 ANSWERS:

Tractor drivers
✓ Cyclists
✓ Horse riders
✓ Pedestrians
Coaches drivers
Lorry drivers

5138
BUSCOACH6.1
2

Turbulence is created by large vehicles traveling at speed. This is most likely to be a danger to:

THE ROAD

MARK 4 ANSWERS:

✓ Pedestrians
✓ Caravans
Tankers
✓ Motorcyclists
✓ Cyclists
Low-loaders

5139
BUSCOACH6.1
3

You are following a scooter on an uneven road. You should:

THE ROAD

MARK 1 ANSWER:

✓ Allow extra room they may swerve to avoid pot holes
Drive close to shield them
Drive closely behind and get ready to overtake
Leave less room so they can see you in their mirrors

5140 BUSCOACH6.1 4 The road is wet. Why might a motorcyclist steer around drain covers on a bend?

✓ To prevent the motorcycle skidding
To avoid splashing pedestrians
To help steer around the bend
To avoid puncturing the tyres

THE ROAD

MARK 1 ANSWER:

5141 BUSCOACH6.1 5 In heavy rain what is the least amount of space you should allow for braking?

✓ Twice the normal distance
Five times the normal distance
Three times the normal distance
The normal distance

THE ROAD

MARK 1 ANSWER:

5142 BUSCOACH6.1 6 You are driving on a dual carriageway the vision a head of you is poor due to heavy spray. Which THREE of the following should you do?

Switch on your full-beam headlights
Move into the lane on the right
✓ Switch on your dipped headlights
✓ Reduce your speed
✓ Use the four-second rule

THE ROAD

MARK 3 ANSWERS:

5143 BUSCOACH6.1 7 You are driving in heavy rain. Why is there a need to increase your distance from the vehicle in front?

To reduce the risk of water spraying into filters
✓ Normal stopping distances could be doubled
✓ Spray from traffic will make it difficult to see ahead
To prevent rain entering the vehicle's braking system
✓ The tyres will have less grip on the road surface

THE ROAD

MARK 3 ANSWERS:

5144 BUSCOACH6.1 8 A driver pulls out of a side road in front of you. You have to brake hard. You should:

✓ Ignore the error and stay calm
Overtake as soon as possible
Sound your horn to show your annoyance
Flash your lights to show your annoyance

THE ROAD

MARK 1 ANSWER:

5145 BUSCOACH6.1 9 A car driver pulls out causing you to brake. You should:

✓ Keep calm and not retaliate
Flag the driver down and explain the mistake
Drive close behind and sound your horn
Overtake and sound your horn

THE ROAD

MARK 1 ANSWER:

5146 BUSCOACH6.2 0 Tailgating another vehicle is dangerous because:

Your view to the rear is reduced
Your braking time is increased
Your job could be at risk
✓ Your view ahead is reduced
✓ Your room for braking is reduced

THE ROAD

MARK 2 ANSWERS:

5147
BUSCOACH6.2
1

You should take care when
overtaking at night because:

THE ROAD

MARK 1 ANSWER:

Most towns are not adequately lit
Large vehicles are subject to a 10% speed reduction
Every driver will normally be tired
✓ Speed and distance are harder to judge

5148
BUSCOACH6.2
2

What should you do before
overtaking or changing lanes?

THE ROAD

MARK 1 ANSWER:

✓ Check your mirrors carefully
Change to a lower gear
Look over your left shoulder
Increase your speed gently

5149
BUSCOACH6.2
3

You have just overtaken another
vehicle. When moving back in you
should avoid:

THE ROAD

MARK 1 ANSWER:

✓ Cutting in
Signaling
Changing gear
Increasing your speed

5150
BUSCOACH6.2
4

You should not overtake when:

THE ROAD

MARK 3 ANSWERS:

Approaching motorway exits or slip roads
✓ Other road users would have to slow down
✓ You are unable to see clearly ahead
Your view of the road ahead is clear
There are signs and road markings that allow you to overtake
✓ You would have to break the speed limit

5151
BUSCOACH6.2
5

After overtaking another large
vehicle how would you know when
it was safe to move back to the
nearside lane?

THE ROAD

MARK 1 ANSWER:

By waiting for the driver you have just overtaken to flash the
headlights
✓ By checking your nearside mirror
By using your hazard warning lights as a signal
By moving over to the nearside in the hope that the other
vehicle will slow down

5152
BUSCOACH6.2
6

Because of its size and design a
large vehicle will have:

THE ROAD

MARK 1 ANSWER:

No blind spots at all
✓ More blind spots than smaller vehicle
The same blind spots as smaller vehicles
Less blind spots than smaller vehicles

5153
BUSCOACH6.2
7

You are driving on a dual
carriageway and intend to overtake
the vehicle ahead. Behind there is a
car approaching quickly in the
right-hand lane. You should:

THE ROAD

MARK 1 ANSWER:

✓ Keep behind the slower vehicle
Stay on the left. Large vehicles cannot use the right-hand lane
Move up closer to the slower vehicle
Signal and move out

5154
BUSCOACH6.2
8

What should you do after overtaking on a dual carriageway?

✓ Move back to the left as soon as possible
Switch your rear lights on and off
Wait until the other driver flashes their headlights
Indicate left then right

THE ROAD

MARK 1 ANSWER:

5155
BUSCOACH6.2
9

You are intending to turn right at a roundabout driving a long vehicle. You need to occupy part of the left-hand lane. You should check mirrors and:

Signal right after entering the roundabout
✓ Signal right on approach
Avoid giving a signal on approach
Signal left on approach

THE ROAD

MARK 1 ANSWER:

5156
BUSCOACH6.3
0

You are driving at night in a built up area. To ensure that you can be seen you should use:

✓ Dipped beam headlights
Front fog light only
Side lights only
High beam headlights (Bright)

THE ROAD

MARK 1 ANSWER:

5157
BUSCOACH7.2

At an accident a casualty is unconscious. Which three of the following should you check urgently?

✓ Breathing
✓ Airway
Broken bones
✓ Circulation
Shock

ACCIDENT
HANDLING

MARK 3 ANSWERS:

5158
BUSCOACH7.3

You arrive at the scene of an accident that has just happened and someone is unconscious. Which of the following should be given urgent priority to help them?

✓ Stop any heavy bleeding
Take the numbers of vehicles involved
✓ Check that they are breathing
Look for any witnesses
✓ Clear the airway and keep it open
Try to get them to drink water

ACCIDENT
HANDLING

MARK 3 ANSWERS:

5159
BUSCOACH7.4

At an accident a casualty is unconscious but still breathing. You should only move them if:

Bystanders will help you to
Bystanders advise you to
✓ There is further danger
An ambulance is on its way

ACCIDENT
HANDLING

MARK 1 ANSWER:

5160
BUSCOACH7.5

Which type of fire extinguisher should NOT be used on flammable liquids?

✓ Water (red)
Carbon Dioxide (black)
Dry powder (blue)
Foam (cream)

ACCIDENT
HANDLING

MARK 1 ANSWER:

5161 Before driving through a tunnel
BUSCOACH7.6 what should you do?

ACCIDENT
HANDLING

MARK 1 ANSWER:

- Switch on windscreen wipers
- Close your sunroof
- Switch your radio off
- ✓ Remove your sunglasses

5162 You are driving through a tunnel
BUSCOACH7.7 and the traffic is flowing freely.
What should you do?

ACCIDENT
HANDLING

MARK 1 ANSWER:

- Use rear fog lights
- Use front spot lights
- ✓ Use dipped headlights
- Use parking lights

5163 You are driving through a
BUSCOACH7.8 congested tunnel and had to stop
in traffic. What should you do?

ACCIDENT
HANDLING

MARK 1 ANSWER:

- Switch on your hazard warning lights
- Ignore any message signs as they're never up to date
- ✓ Keep a safe distance from the vehicle in front
- Pull up very close to the vehicle in front to save space

5164 You are driving through a tunnel.
BUSCOACH7.9 Your vehicle breaks down. What
should you do?

ACCIDENT
HANDLING

MARK 1 ANSWER:

- ✓ Switch on hazard warnings lights
- Rely on CCTV cameras seeing you
- Wait for the police to find you
- Remain in your vehicle

5165 You have an accident while driving
BUSCOACH7.1 through a tunnel. You are not
0 injured but your vehicle cannot be
driven. What should you do first?

ACCIDENT
HANDLING

MARK 1 ANSWER:

- Sweep up any debris that is in the road
- Take the names of witnesses and other drivers
- Rely on other drivers phoning for the police
- ✓ Switch off the engine and switch on hazard lights

5166 Whilst driving your steering
BUSCOACH8.2 suddenly becomes heavy to turn.
What could this indicate?

VEHICLE
CONDITION

MARK 2 ANSWERS:

- ✓ A puncture in a front tyre
- ✓ A failure of power-assisted steering
- A faulty parking brake
- Loss of air brake pressure
- Missing front wheel nut

5167 Air tanks on brake systems require
BUSCOACH8.3 draining because:

VEHICLE
CONDITION

MARK 1 ANSWER:

- Any engine leakages are directed here
- Rain water can often seep in
- Excess coolant may collect in them
- ✓ Moisture drawn in from the atmosphere

5168 What does this warning light on the
BUSCOACH8.4 instrument panel mean?

VEHICLE
CONDITION

MARK 1 ANSWER:

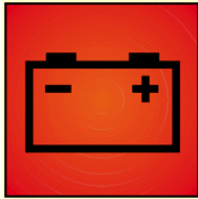


- Low air pressure
- Low oil pressure
- Low water pressure
- Low fuel pressure

5169 As you are driving the ignition
BUSCOACH8.5 warning light comes on. What does
it warn of?

VEHICLE
CONDITION

MARK 1 ANSWER:



- A hydraulic fault
- Low air pressure
- Low oil pressure
- An electrical fault

5170 What should you first check before
BUSCOACH11. moving to the RIGHT?
2

RESTRICTED VIEW

MARK 1 ANSWER:

- The offside mirror
- Behind over your right shoulder
- Behind over your left shoulder
- The nearside mirror

5171 You are about to move off. You
BUSCOACH11. should always:
3

RESTRICTED VIEW

MARK 1 ANSWER:

- Signal right with indicator and arm together
- Use only the offside mirror and move away quickly
- Extend your right arm as far as you can out of the window
- Use your mirrors and look behind

5172 In which THREE of the following
BUSCOACH11. situations would you FIRST need to
4 check your nearside mirror?

RESTRICTED VIEW

MARK 3 ANSWERS:

- Before moving out to pass a car parked on your left
- After passing cars on your left
- Before moving to the left
- After passing pedestrians standing on the nearside kerb
- Before moving out to the right

5173 The MSM routine is used to
BUSCOACH11. negotiate a hazard. What do the
5 initials MSM stand for?

RESTRICTED VIEW

MARK 1 ANSWER:

- Mirror signal manoeuvre
- Manoeuvre signal mirror
- Mirror speed manoeuvre
- Manoeuvre speed mirror

5174
BUSCOACH11.1
6

You are turning right onto a dual carriageway from a side road. Your vehicle is too long for the central gap. How should you proceed?

Edge out slowly so other traffic will see you
✓ Wait until it is clear from both directions
Move out blocking traffic from the right
Move forward and wait in the middle

RESTRICTED VIEW

MARK 1 ANSWER:

5175
BUSCOACH11.1
7

You are turning right at a T-junction. Your view to the right and left is blocked due to parked vehicles. You should:

Ask a passenger to assist by waving you out when clear
Edge out until you are about 1 metre over the give way lines
✓ Ease forward until you can see clearly past the vehicles
Lean forward to get a better view without crossing the give way lines

RESTRICTED VIEW

MARK 1 ANSWER:

5176
BUSCOACH11.1
8

Motorcycle riders are more at risk from other road users. This is because they:

Cannot give arm signals
Are more likely to break down
Are easier for other road users to see
✓ Are more difficult for other road users to see

RESTRICTED VIEW

MARK 1 ANSWER:

5177
BUSCOACH11.1
9

What is the MAIN cause of motorcycle collisions?

✓ Other drivers
Icy roads
Wet roads
Other motorcycles

RESTRICTED VIEW

MARK 1 ANSWER:

5178
BUSCOACH11.1
10

At road junctions which of the following are most at risk?

✓ Cyclists
✓ Pedestrians
Lorry drivers
✓ Motorcyclists
Car drivers

RESTRICTED VIEW

MARK 3 ANSWERS:

5179
BUSCOACH11.1
11

Driving too close to the vehicle in front will:

✓ Decrease your view ahead
Decrease the view of following drivers
Increase the view of following drivers
Increase your view ahead

RESTRICTED VIEW

MARK 1 ANSWER:

5180
BUSCOACH11.1
12

At junctions it is difficult to see motorcyclists because they:

✓ Are smaller than other vehicles
Always wear black leathers
Always ride in the gutter
✓ Are easily hidden in blind spots

RESTRICTED VIEW

MARK 2 ANSWERS:

5181 Drivers should be aware that
BUSCOACH11. motorcyclists are more vulnerable
13 ESPECIALLY:

RESTRICTED VIEW

MARK 3 ANSWERS:

- On poor road services
- In gusting winds
- To emerging vehicles
- When exiting motorways
- Near zebra crossings
- At traffic lights

5182 Before reversing you MUST always:
BUSCOACH11.
14

RESTRICTED VIEW

MARK 1 ANSWER:

- Change the Tachograph setting
- Look all around
- Use an audible warning device
- Remove your seatbelt

5183 You will be driving your vehicle in
BUSCOACH12. Europe. Which of these documents
1 MUST you carry?

DOCUMENTS

MARK 1 ANSWER:

- The vehicle workshop manual
- Your medical examination form
- Your national driving licence
- The vehicle service record

5184 When driving in Europe you must
BUSCOACH12. carry:
2

DOCUMENTS

MARK 1 ANSWER:

- A valid breakdown cover certificate
- The vehicle workshop manual
- A valid certificate of roadworthiness
- The vehicle registration document

5185 You intend to drive in Europe.
BUSCOACH12. What must you carry?
3

DOCUMENTS

MARK 1 ANSWER:

- A valid breakdown cover certificate
- Your vehicles workshop manual
- A valid certificate of roadworthiness
- Your national driving licence

5186 You can help to reduce the impact
BUSCOACH13. of road transport on the
3 environment by

ENVIRONMENTAL
ISSUES

MARK 2 ANSWERS:

- Increasing your overall speed
- Reducing rest periods
- Braking in good time
- Avoiding high gears
- Avoiding over-acceleration

5187 As a driver you can help to protect
BUSCOACH13. the environment by:
4

ENVIRONMENTAL
ISSUES

MARK 1 ANSWER:

- Leaving your engine running in traffic jams
- Filling your fuel tank with red diesel fuel
- Driving faster to reduce traveling time
- Avoiding town centres and using bypasses

5188 As a driver you can help to ease traffic congestion by:
BUSCOACH13.5

✓ Planning routes to avoid the busy times
Avoid using motorways for all journeys
Driving on motorways for all journeys
Planning routes to avoid driving at quiet times

ENVIRONMENTAL
ISSUES

MARK 1 ANSWER:

5189 Which three of the following could cause unnecessary pollution to the environment?
BUSCOACH13.6

High level exhaust system
✓ Badly maintained vehicles
✓ Vehicles driven poorly
Regular servicing
✓ Excessive exhaust fumes

ENVIRONMENTAL
ISSUES

MARK 3 ANSWERS:

5190 Diesel fuel has been spilled on the road. This will cause particular danger to:
BUSCOACH13.7

Cars
✓ Motorcycles
Horses
Lorries

ENVIRONMENTAL
ISSUES

MARK 1 ANSWER:

5191 What must you do after filling your fuel tanks?
BUSCOACH13.8

Check your fuel gauge
Complete the fuel log sheets
✓ Check that the filler caps are closed
✓ Clean up any fuel that has spilled
Check your Tachograph
Return the pump keys to the office

ENVIRONMENTAL
ISSUES

MARK 2 ANSWERS:

5192 Your vehicle leaks diesel fuel at a roundabout. This will most affect:
BUSCOACH14.1

Car drivers
✓ Motorcyclists
Towed vehicles
Three-wheel vehicle drivers

ENVIRONMENTAL
ISSUES

MARK 1 ANSWER:

5193 You have lost the filler cap to your diesel tank. You should:
BUSCOACH14.2

✓ Get a replacement before driving
Only fill the tank half full
Drive slowly back to your depot
Push a rag into the filler pipe

ENVIRONMENTAL
ISSUES

MARK 1 ANSWER:

5194 The vehicle ahead is being driven
BUSCOACH14. by a learner driver. You should:
3

OTHER ROAD
USERS

MARK 1 ANSWER:

- Keep calm and be patient
- Sound your horn and overtake
- Put your headlights on full beam
- Drive up close behind

5195 You are driving towards a zebra
BUSCOACH14. crossing. Waiting to cross is a
4 person in a wheelchair. You should:

OTHER ROAD
USERS

MARK 1 ANSWER:

- Wave to the person to wait
- Wave to the person to cross
- Continue on your way
- Be prepared to stop

5196 You have stopped at a pelican
BUSCOACH14. crossing. A person with special
5 needs is crossing slowly in front of
you. The lights have now changed
to green. You should:

OTHER ROAD
USERS

MARK 2 ANSWERS:

- Allow the person to cross
- Edge forward slowly
- Sound your horn
- Drive behind the person
- Be patient
- Drive in front of the person

5197 Which sign means that there may
BUSCOACH14. be people walking along the road?
6

OTHER ROAD
USERS

MARK 1 ANSWER:



5198
BUSCOACH14.7
You are turning left at a junction. Pedestrians have started to cross the road. You should

- Stop and wave at them to cross
- Go on giving them plenty of room
- ✓ Give way to them

OTHER ROAD
USERS

MARK 1 ANSWER:

5200
BUSCOACH14.8
You are turning left from a main road into a side road. People are already crossing the road into which you are turning. You should

- Continue as it is your right of way
- Signal to them to continue crossing
- ✓ Wait and allow them to cross
- Sound your horn to warn them of your presence

OTHER ROAD
USERS

MARK 1 ANSWER:

5201
BUSCOACH14.9
You are at the road junction turning into a minor road. There are pedestrians crossing the minor road. You should:

- Carry on; the pedestrians should give way to you.
- Signal to them to continue crossing
- Sound your horn to let the pedestrians know that you are there
- ✓ Stop and wait for the pedestrians to cross

OTHER ROAD
USERS

MARK 1 ANSWER:

5202
BUSCOACH14.10
You intend to turn right into a side road. Just before turning you should check for motorcyclists who might be:

- Emerging from the side road
- Following you closely
- Overtaking on your left
- ✓ Overtaking on your right

OTHER ROAD
USERS

MARK 1 ANSWER:

5203
BUSCOACH14.11
What action would you take when elderly people are crossing the road?

- Tap the horn in case they are hard of hearing
- Rev the engine to let them know that you are waiting
- Wave them across so they know that you have seen them
- ✓ Be patient and allow them to cross in their own time

OTHER ROAD
USERS

MARK 1 ANSWER:

5204
BUSCOACH14.
12

You see two elderly pedestrians about to cross the road ahead. You should:

Stop and wave them across the road

Speed up to get past them quickly

Expect them to wait for you to pass

Be careful they may misjudge your speed

OTHER ROAD
USERS

MARK 1 ANSWER:

5205
BUSCOACH14.
13

You are coming up to a roundabout. A cyclist is signaling to turn right. What should you do?

Signal the cyclist to move across

Give a horn warning

Overtake on the right

Give the cyclist plenty of room

OTHER ROAD
USERS

MARK 1 ANSWER:

5206
BUSCOACH14.
14

You are waiting to come out of a side road. Why should you watch carefully for motorcycles?

Motorcycles have right of way

Police patrols often use motorcycles

Motorcycles are usually faster than cars

Motorcycles are smaller and hard to see

OTHER ROAD
USERS

MARK 1 ANSWER:

5207
BUSCOACH14.
15

In daylight an approaching motorcyclist is using a dipped headlight. Why?

So that the rider can be seen more easily

The rider is inviting you to proceed

To improve the rider's vision

To stop the battery overcharging

OTHER ROAD
USERS

MARK 1 ANSWER:

5208
BUSCOACH14.
16

Motorcyclists should wear bright clothing mainly because:

The colours are popular

It helps keep them cool in summer

They must do so by law

Drivers often do not see them

OTHER ROAD
USERS

MARK 1 ANSWER:

5209
BUSCOACH14.
17

Motorcyclists will often look round over their right shoulder just before turning right. This is because:

Looking around helps them balance as they turn

Motorcycles do not have mirrors

They need to listen for following traffic

They need to check for traffic in their blind area

OTHER ROAD
USERS

MARK 1 ANSWER:

5210 At road junctions which of the
BUSCOACH14. following are most vulnerable?
18

OTHER ROAD
USERS

MARK 3 ANSWERS:

- Cyclists
- Pedestrians
- Motorcyclists
- Lorry drivers
- Car drivers

5211 As you approach a pelican crossing
BUSCOACH14. the lights change to green. Elderly
19 people are halfway across. You
should:

OTHER ROAD
USERS

MARK 1 ANSWER:

- Flash your lights in case they have not heard you
- Rev your engine to make them hurry
- Wave them to cross as quickly as they can
- Wait because they will take longer to cross

5212 You are approaching this crossing.
BUSCOACH14. You should:
20

OTHER ROAD
USERS

MARK 1 ANSWER:



- Prepare to slow down and stop
- Drive on unless the pedestrians step out
- Speed up and pass by quickly
- Stop and wave the pedestrians across

5213 You are following a motorcyclist on
BUSCOACH14. an uneven road. You should:
21

OTHER ROAD
USERS

MARK 1 ANSWER:

- Allow the same room as normal because road surfaces do not affect motorcyclists
- Overtake immediately
- Allow less room so you can be seen in their mirrors
- Allow extra room in case they swerve to avoid pot-holes

5214 You are following two cyclists. They
BUSCOACH14. approach a roundabout in the left-
22 hand lane. In which direction
should you expect the cyclist to go?

OTHER ROAD
USERS

MARK 1 ANSWER:

- Straight ahead
- Right
- Left
- Any direction

5215 Which THREE of the following are
BUSCOACH14. hazards motorcyclists present in
23 queues of traffic?

OTHER ROAD
USERS

MARK 3 ANSWERS:

- Passing very close to you
- Filtering between the lanes
- Riding with their headlight on dipped beam
- Riding in single file
- Cutting in just in front of you

5216
BUSCOACH14. How would you react to drivers
24 who appear to be inexperienced?

OTHER ROAD
USERS

MARK 1 ANSWER:

Overtake them as soon as possible

Flash your headlights to indicate that it is safe for them to proceed

Sound your horn to warn them of your presence

✓ Be patient and prepare for them to react more slowly

5217
BUSCOACH14. You are following a learner driver
25 who stalls at a junction. You should:

OTHER ROAD
USERS

MARK 1 ANSWER:

✓ Be patient as you expect them to make mistakes

Immediately steer around them and drive on

Start to rev your engine if they take too long to restart

Stay very close behind and flash your headlights

5218
BUSCOACH14. You are following a car driven by an
26 elderly driver. You should:

OTHER ROAD
USERS

MARK 1 ANSWER:

Stay very close behind but be careful

Flash your lights and overtake

Expect the driver to drive badly

✓ Be aware that the driver's reactions may not be as fast as yours

5219
BUSCOACH14. You want to turn right from a main
27 road into a side road. Just before turning you should:

OTHER ROAD
USERS

MARK 1 ANSWER:

Stop and set the handbrake

Select first gear

Cancel your right-turn signal

✓ Check for traffic overtaking on your right

5220
BUSCOACH14. You are driving in town. There is a
28 bus at the bus stop on the other side of the road. Why should you be careful?

OTHER ROAD
USERS

MARK 1 ANSWER:

The bus may remain stationary

The bus may move off suddenly

The bus may have broken down

✓ Pedestrians may come from behind the bus

5221
BUSCOACH14. How should you overtake horse
29 riders?

OTHER ROAD
USERS

MARK 1 ANSWER:

Use your horn just once to warn them

Speed is not important but allow plenty of room

Drive up close and overtake as soon as possible

✓ Drive slowly and leave plenty of room

5222
BUSCOACH14.
30
You are driving on a main road. You intend to turn right into a side road. Just before turning you should:

OTHER ROAD
USERS

MARK 1 ANSWER:

- Steer over to the left
- Flash your headlamps
- Adjust your interior mirror
- ✓ Check for traffic overtaking on your right


5223
BUSCOACH15.
1
Which sign means 'No stopping'?

TRAFFIC SIGNS

MARK 1 ANSWER:



✓



5224
BUSCOACH15.
2
What is the meaning of this traffic sign?

TRAFFIC SIGNS

MARK 1 ANSWER:



- Bus lane ahead
- Give priority to vehicles coming towards you
- End of two-way road
- ✓ You have priority over vehicles coming towards you

5225
BUSCOACH15.
3

What does this sign mean?



TRAFFIC SIGNS
MARK 1 ANSWER:

Two-way traffic ahead

You are entering a one-way street

No overtaking

✓ You have priority over vehicles from the opposite direction

5226
BUSCOACH15.
4

Which FOUR of these would be indicated by a triangular road sign?



TRAFFIC SIGNS
MARK 4 ANSWERS:

Ahead only

✓ Low bridge

✓ Road narrows

✓ T-junction

Minimum speed

✓ Children crossing

5227
BUSCOACH15.
5

Which sign means that pedestrians may be walking along the road?

✓



TRAFFIC SIGNS
MARK 1 ANSWER:



5228 What does this traffic sign mean?

BUSCOACH15.

6

TRAFFIC SIGNS

MARK 1 ANSWER:



Service area ahead

Tyres liable to punctures ahead

Slippery road ahead

✓ Danger ahead

5229 You see this traffic light ahead.

BUSCOACH15. Which light(s) will come on next?

7

TRAFFIC SIGNS

MARK 1 ANSWER:



✓ Red alone

Green alone

Green and amber together


Red and amber together

5230 What should you do when you see these flashing red lights.

8

TRAFFIC SIGNS

MARK 1 ANSWER:



✓ Stop and wait

Proceed if it is clear

Reduce the speed due to road works

Make a U-turn because the road is completely closed

5231 What does this sign mean?

BUSCOACH15.

9

TRAFFIC SIGNS

MARK 1 ANSWER:



No stopping at peak times

✓ No stopping at any time

Stop only to set down passengers

Stop only to pick up passengers

5232 What does this sign mean?

BUSCOACH15.

10

TRAFFIC SIGNS

MARK 1 ANSWER:



✓ No U-turns

End of one way system

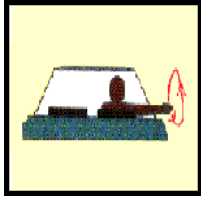
One way system

Two way traffic

5233
BUSCOACH15.
11

The driver of the car in front is giving this arm signal. This means the driver:

TRAFFIC SIGNS
MARK 1 ANSWER:



- Intends to turn left
- Wants you to go past
- Wants you to keep back
- Is slowing down

5234
BUSCOACH15.
12

You are approaching this sign. Who has priority?

TRAFFIC SIGNS
MARK 1 ANSWER:



- You have right of way
- Smaller vehicles
- Larger vehicles
- Oncoming traffic

5235
BUSCOACH15.
13

You are approaching a red traffic light. What signal or signals will show next?

TRAFFIC SIGNS
MARK 1 ANSWER:



- Green and amber then green
- Amber then green
- Green then amber
- Red and amber then green

5236
BUSCOACH15.
14

You see this sign ahead. What should you do?

TRAFFIC SIGNS
MARK 1 ANSWER:



- Maintain your speed it's just an information sign
- Stop and give way to oncoming traffic
- Accelerate because you have priority
- Slow down the road may be narrow ahead